

## How To Order

### Nesting Tables

- Select model number**  
Ex: 25-NT247230AL
- Select finish color for legs and laminate color for work surface and accent (see page 144)**  
*Accent color applies to top edge banding.*  
*To specify no accent color, use "XXX" for accent color code.*  
Ex: PBL 227 044  
base work accent  
surface XXX-No accent color
- Select essential accessory options (see page 34)**  
Ex: RWG01 (Round wire grommet)
- Optional-Upgrade to high pressure laminate table tops**  
Ex: Z -Add 15% to list price for this option.

### Model Number Structure:

<u>25</u>	-	<u>NT</u>	<u>247230</u>	<u>AL</u>
Series		Type	Size	Leg
		NT-Nesting Table	D x W x H	AL - Arched leg TL - T-leg AC - Arched leg w/ castors TC - T-leg w/ castors

**NOTE:** See full listing of all "types" and last two letters on page 41.

## How To Order

### Tables

- Select model number and choose leg style**  
Ex: 25-RT247230AL
- Optional - Add castors or height-adjustable legs**  
**For castors, add -C** to end of model number and add \$40 list, per pair.  
Ex: 25-RT247230AL-C  
**For height-adjustable legs, add -H** to end of model number, and add \$115 list, per leg.  
Ex: 25-RT247230AL-H
- Select finish color for legs and laminate color for work surface and accent (see page 144)**  
*Accent color applies to top edge banding.*  
*To specify no accent color, use "XXX" for accent color code.*  
Ex: PBL 044 044  
base work accent  
surface XXX-No accent color
- Optional-Select visual display options (see page 126)**  
Ex: TH0721NK (The Trolley H-Class with Nova keyboard drawer)
- Optional-Select essential options (see page 34)**  
Ex: 11205DP (Standard data port)
- Optional-Upgrade to high pressure laminate table tops**  
Ex: Z -Add 15% to list price for this option.

### Model Number Structure:

<u>25</u>	-	<u>RT</u>	<u>247230</u>	<u>AL</u>	-	<u>H</u>
		Top Shape	Size	Leg		H=Height-adjustable legs
		RT-Rectangle ZT-Trapezoid HR-Half Round	D x W x H	AL - Arched leg TL - T-leg SL - Straight leg		Add \$115 list C=Castors Add \$40 list, per pair Above options not available on Straight Leg (SL)

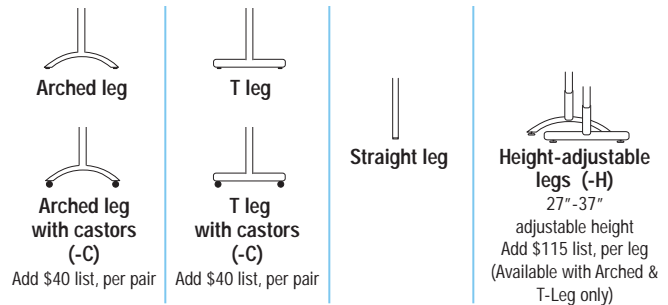
**NOTE:** See full listing of all "types" and last two letters on page 41.

## Color Finishes for Metal Leg Base

**Color (Code)** see page 145 for swatches

- Polished black (PBL)
- Polished silver (PSL)
- Slate (SLL)
- Sage (SAL)
- Ocean (OCL)
- Watermelon (WML)

## Leg Base Styles



## Visual Display Options To order, see page 126.

### The Trolley™ Personal Monitor Arm System

Maximum dimensions for flat panel display:

E-Class: 2¾" D x 18½" W x 14" H (70mm D x 470mm W x 356mm H)

H-Class: 2¾" D x 16¼" W x 14" H (70mm D x 413mm W x 356mm H)

**NOTE:** Maximum distance from center of wall mount VESA plate to bottom of monitor is 6 ¾" (171mm)

- Provides flexible, mainstream flat screen location when raised
- Low voltage motor to lift and lower monitor
- Intelligent Motion Technology™ provides operational intuition
- Clears line-of-sight when submerged
- Allows for multi-use workstations and classrooms
- Keyed lock provides added security and control in any environment
- Hides confidential information when necessary
- Reduces the risk of damage to flat panels displays
- Creates a clean, uncluttered look in the classroom or office
- Reduces the risk of damage to computer equipment
- Provides clean, ergonomical solutions
- Manage technology in your workspace environment

### Surface Mount Flat Panel Display

Maximum weight for flat panel display: 21 lbs.

Maximum dimensions for flat panel display: Up to 24" diagonal wide screen

- Allows for multi-use working and learning environments
- Proven to be ergonomically beneficial, increase productivity
- Saves premium classroom and desktop space
- Creates a clean, uncluttered look in the classroom or office
- Reduces the risk of damage to computer equipment
- Height and tilt adjustable

To order, specify:

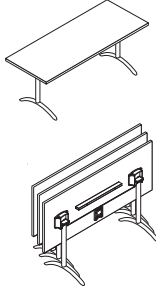
1. Model number
2. Finish color for legs and laminate color for work surface and accent.
3. Optional - Essential accessory options

Visual Display Options available (excludes Nesting Tables):

- The Trolley™ E-Class or H-Class
- Surface Mount Flat Panel Display

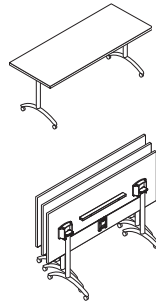
## Nesting Tables

Arch base table with folding top



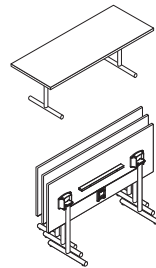
D x W x H (in.)	ft <sup>3</sup> / lbs	Model	List Price
<b>Stiffeners included on tables 60" wide and up.</b>			
18 x 36 x 30	6.2 / 50	25-NT183630AL	\$674
18 x 42 x 30	6.6 / 55	25-NT184230AL	\$717
18 x 48 x 30	7 / 59	25-NT184830AL	\$771
18 x 60 x 30	7.9 / 65	25-NT186030AL	\$858
18 x 72 x 30	8.7 / 72	25-NT187230AL	\$888
18 x 84 x 30	9.5 / 80	25-NT188430AL	\$926
18 x 96 x 30	10.4 / 86	25-NT189630AL	\$952
24 x 36 x 30	8.1 / 61	25-NT243630AL	\$702
24 x 42 x 30	8.6 / 65	25-NT244230AL	\$748
24 x 48 x 30	9.2 / 71	25-NT244830AL	\$813
24 x 60 x 30	9.8 / 80	25-NT246030AL	\$909
24 x 72 x 30	11.3 / 89	25-NT247230AL	\$929
24 x 84 x 30	12.4 / 98	25-NT248430AL	\$995
24 x 96 x 30	13.5 / 108	25-NT249630AL	\$1,049
30 x 36 x 30	10 / 68	25-NT303630AL	\$740
30 x 42 x 30	10.6 / 74	25-NT304230AL	\$791
30 x 48 x 30	11.3 / 80	25-NT304830AL	\$876
30 x 60 x 30	12.6 / 91	25-NT306030AL	\$982
30 x 72 x 30	14 / 103	25-NT307230AL	\$1,022
30 x 84 x 30	15.3 / 115	25-NT308430AL	\$1,034
30 x 96 x 30	16.6 / 127	25-NT309630AL	\$1,107

Arch base table with folding top with castors



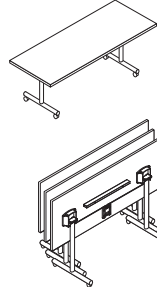
18 x 36 x 30	6.2 / 52	25-NT183630AC	\$758
18 x 42 x 30	6.6 / 57	25-NT184230AC	\$801
18 x 48 x 30	7 / 61	25-NT184830AC	\$855
18 x 60 x 30	7.9 / 67	25-NT186030AC	\$942
18 x 72 x 30	8.7 / 74	25-NT187230AC	\$972
18 x 84 x 30	9.5 / 82	25-NT188430AC	\$1,010
18 x 96 x 30	10.4 / 88	25-NT189630AC	\$1,036
24 x 36 x 30	8.1 / 63	25-NT243630AC	\$786
24 x 42 x 30	8.6 / 67	25-NT244230AC	\$832
24 x 48 x 30	9.2 / 73	25-NT244830AC	\$897
24 x 60 x 30	9.8 / 82	25-NT246030AC	\$993
24 x 72 x 30	11.3 / 91	25-NT247230AC	\$1,010
24 x 84 x 30	12.4 / 100	25-NT248430AC	\$1,079
24 x 96 x 30	13.5 / 110	25-NT249630AC	\$1,133
30 x 36 x 30	10 / 70	25-NT303630AC	\$824
30 x 42 x 30	10.6 / 76	25-NT304230AC	\$875
30 x 48 x 30	11.3 / 82	25-NT304830AC	\$960
30 x 60 x 30	12.6 / 93	25-NT306030AC	\$1,066
30 x 72 x 30	14 / 105	25-NT307230AC	\$1,106
30 x 84 x 30	15.3 / 117	25-NT308430AC	\$1,118
30 x 96 x 30	16.6 / 129	25-NT309630AC	\$1,191

T base table with folding top



18 x 36 x 30	6.2 / 50	25-NT183630TL	\$563
18 x 42 x 30	6.6 / 55	25-NT184230TL	\$601
18 x 48 x 30	7 / 59	25-NT184830TL	\$639
18 x 60 x 30	7.9 / 65	25-NT186030TL	\$756
18 x 72 x 30	8.7 / 72	25-NT187230TL	\$785
18 x 84 x 30	9.5 / 80	25-NT188430TL	\$818
18 x 96 x 30	10.4 / 86	25-NT189630TL	\$846
24 x 36 x 30	8.1 / 61	25-NT243630TL	\$602
24 x 42 x 30	8.6 / 65	25-NT244230TL	\$640
24 x 48 x 30	9.2 / 71	25-NT244830TL	\$679
24 x 60 x 30	9.8 / 80	25-NT246030TL	\$801
24 x 72 x 30	11.3 / 89	25-NT247230TL	\$819
24 x 84 x 30	12.4 / 98	25-NT248430TL	\$882
24 x 96 x 30	13.5 / 108	25-NT249630TL	\$934
30 x 36 x 30	10 / 68	25-NT303630TL	\$645
30 x 42 x 30	10.6 / 74	25-NT304230TL	\$681
30 x 48 x 30	11.3 / 80	25-NT304830TL	\$719
30 x 60 x 30	12.6 / 91	25-NT306030TL	\$868
30 x 72 x 30	14 / 103	25-NT307230TL	\$907
30 x 84 x 30	15.3 / 115	25-NT308430TL	\$918
30 x 96 x 30	16.6 / 127	25-NT309630TL	\$983

T base table with folding top with castors



D x W x H (in.)	ft <sup>3</sup> / lbs	Model	List Price
18 x 36 x 30	6.2 / 52	25-NT183630TC	\$647
18 x 42 x 30	6.6 / 57	25-NT184230TC	\$685
18 x 48 x 30	7.0 / 61	25-NT184830TC	\$723
18 x 60 x 30	7.9 / 67	25-NT186030TC	\$840
18 x 72 x 30	8.7 / 74	25-NT187230TC	\$869
18 x 84 x 30	9.5 / 82	25-NT188430TC	\$902
18 x 96 x 30	10.4 / 88	25-NT189630TC	\$930
24 x 36 x 30	8.1 / 63	25-NT243630TC	\$686
24 x 42 x 30	8.6 / 67	25-NT244230TC	\$724
24 x 48 x 30	9.2 / 73	25-NT244830TC	\$763
24 x 60 x 30	9.8 / 82	25-NT246030TC	\$885
24 x 72 x 30	11.3 / 91	25-NT247230TC	\$935
24 x 84 x 30	12.4 / 100	25-NT248430TC	\$966
24 x 96 x 30	13.5 / 110	25-NT249630TC	\$1,018
30 x 36 x 30	10 / 70	25-NT303630TC	\$729
30 x 42 x 30	10.6 / 76	25-NT304230TC	\$765
30 x 48 x 30	11.3 / 82	25-NT304830TC	\$803
30 x 60 x 30	12.6 / 93	25-NT306030TC	\$952
30 x 72 x 30	14 / 105	25-NT307230TC	\$991
30 x 84 x 30	15.3 / 117	25-NT308430TC	\$1,002
30 x 96 x 30	16.6 / 129	25-NT309630TC	\$1,067



Arch base table on castors with folding top



## How To Order

### Tables

**1. Select model number and choose leg style**

Ex: 25-RT247230AL

**2. Optional - Add castors or height-adjustable legs**

For castors, add **-C** to end of model number and add \$40 list, per pair.

Ex: 25-RT247230AL-C

For height-adjustable legs, add **-H** to end of model number, and add \$115 list, per leg.

Ex: 25-RT247230AL-H

**3. Select finish color for legs and laminate color for work surface and accent (see page 144)**

Accent color applies to top edge banding.

To specify no accent color, use "XXX" for accent color code.

Ex: PBL 044 044  
base work accent  
surface XXX-No accent color

**4. Optional - Select visual display options (see page 126)**

Ex: TH0721NK (The Trolley H-Class with Nova keyboard drawer)

**5. Optional - Select essential options (see page 34)**

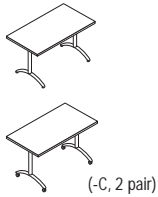
Ex: 11205DP (Standard data port)

**6. Optional-Upgrade to high pressure laminate table tops**

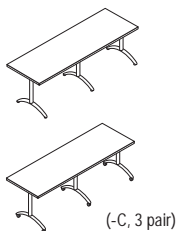
Ex: Z -Add 15% to list price for this option.

## Tables

### Rectangle tables

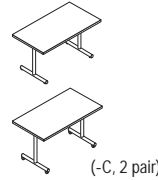


D x W x H (in.)	ft <sup>3</sup> / lbs	Model	List Price
<b>Arch Legs</b>			
Two leg bases. Can accommodate 1 visual display option; Tables 18" deep available with Trolley visual display option only.			
18 x 36 x 30	6.2 / 50	25-RT183630AL	\$587
18 x 42 x 30	6.6 / 55	25-RT184230AL	\$600
18 x 48 x 30	7.0 / 59	25-RT184830AL	\$625
(-C, 2 pair)			
24 x 36 x 30	6.1 / 61	25-RT243630AL	\$617
24 x 42 x 30	8.6 / 65	25-RT244230AL	\$635
24 x 48 x 30	9.2 / 71	25-RT244830AL	\$648
30 x 36 x 30			
30 x 42 x 30			
30 x 48 x 30			
30 x 36 x 30	10 / 68	25-RT303630AL	\$636
30 x 42 x 30	10.6 / 74	25-RT304230AL	\$656
30 x 48 x 30	11.3 / 80	25-RT304830AL	\$681
36 x 42 x 30			
36 x 48 x 30			
36 x 42 x 30	13.7 / 97	25-RT364230AL	\$697
36 x 48 x 30	14.3 / 104	25-RT364830AL	\$724

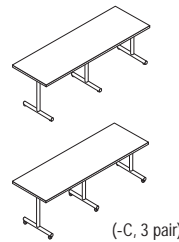


<b>Three leg bases. Tables 72", 84" and 96" wide can accommodate 2 visual display options; Tables 18" deep available with Trolley visual display option only.</b>			
18 x 60 x 30	10 / 86	25-RT186030AL	\$722
18 x 72 x 30	10.9 / 93	25-RT187230AL	\$775
18 x 84 x 30	11.7 / 101	25-RT188430AL	\$954
18 x 96 x 30	12.6 / 107	25-RT189630AL	\$1,201
24 x 60 x 30			
24 x 72 x 30			
24 x 84 x 30			
24 x 96 x 30			
24 x 60 x 30	12.6 / 102	25-RT246030AL	\$769
24 x 72 x 30	14.1 / 111	25-RT247230AL	\$838
24 x 84 x 30	15.2 / 120	25-RT248430AL	\$1,007
24 x 96 x 30	16.3 / 130	25-RT249630AL	\$1,256
30 x 60 x 30			
30 x 72 x 30			
30 x 84 x 30			
30 x 96 x 30			
30 x 60 x 30	16 / 114	25-RT306030AL	\$832
30 x 72 x 30	17.4 / 126	25-RT307230AL	\$887
30 x 84 x 30	18.7 / 138	25-RT308430AL	\$1,142
30 x 96 x 30	20 / 150	25-RT309630AL	\$1,395
36 x 60 x 30			
36 x 72 x 30			
36 x 84 x 30			
36 x 96 x 30			
36 x 60 x 30	20.4 / 136	25-RT366030AL	\$878
36 x 72 x 30	21.7 / 151	25-RT367230AL	\$996
36 x 84 x 30	23.3 / 165	25-RT368430AL	\$1,214
36 x 96 x 30	24.9 / 181	25-RT369630AL	\$1,465

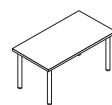
### Rectangle tables



D x W x H (in.)	ft <sup>3</sup> / lbs	Model	List Price
<b>T Legs</b>			
Two leg bases. Can accommodate 1 visual display option; Tables 18" deep available with Trolley visual display option only.			
18 x 36 x 30	6.2 / 50	25-RT183630TL	\$456
18 x 42 x 30	6.6 / 55	25-RT184230TL	\$466
18 x 48 x 30	7 / 59	25-RT184830TL	\$474
24 x 36 x 30			
24 x 42 x 30			
24 x 48 x 30			
24 x 36 x 30	8.1 / 61	25-RT243630TL	\$482
24 x 42 x 30	8.6 / 65	25-RT244230TL	\$492
24 x 48 x 30	9.2 / 71	25-RT244830TL	\$504
30 x 36 x 30			
30 x 42 x 30			
30 x 48 x 30			
30 x 36 x 30	10 / 68	25-RT303630TL	\$522
30 x 42 x 30	10.6 / 74	25-RT304230TL	\$537
30 x 48 x 30	11.3 / 80	25-RT304830TL	\$565
36 x 42 x 30			
36 x 48 x 30			
36 x 42 x 30	13.7 / 97	25-RT364230TL	\$585
36 x 48 x 30	14.3 / 104	25-RT364830TL	\$607



<b>Three leg bases. Tables 72", 84" and 96" wide can accommodate 2 visual display options; Tables 18" deep available with Trolley visual display option only.</b>			
18 x 60 x 30	10 / 86	25-RT186030TL	\$517
18 x 72 x 30	10.8 / 93	25-RT187230TL	\$556
18 x 84 x 30	11.7 / 101	25-RT188430TL	\$711
18 x 96 x 30	12.6 / 107	25-RT189630TL	\$852
24 x 60 x 30			
24 x 72 x 30			
24 x 84 x 30			
24 x 96 x 30			
24 x 60 x 30	12.6 / 102	25-RT246030TL	\$549
24 x 72 x 30	14.1 / 111	25-RT247230TL	\$666
24 x 84 x 30	15.2 / 120	25-RT248430TL	\$786
24 x 96 x 30	16.3 / 130	25-RT249630TL	\$962
30 x 60 x 30			
30 x 72 x 30			
30 x 84 x 30			
30 x 96 x 30			
30 x 60 x 30	16 / 114	25-RT306030TL	\$624
30 x 72 x 30	17.4 / 126	25-RT307230TL	\$680
30 x 84 x 30	18.7 / 138	25-RT308430TL	\$909
30 x 96 x 30	20 / 150	25-RT309630TL	\$1,064
36 x 60 x 30			
36 x 72 x 30			
36 x 84 x 30			
36 x 96 x 30			
36 x 60 x 30	20.4 / 136	25-RT366030TL	\$683
36 x 72 x 30	21.7 / 151	25-RT367230TL	\$776
36 x 84 x 30	23.3 / 165	25-RT368430TL	\$975
36 x 96 x 30	24.9 / 181	25-RT369630TL	\$1,130



### Straight Legs

<b>Four legs. Can accommodate 1 visual display option; Tables 18" deep available with Trolley visual display option only.</b>			
18 x 36 x 30	6.2 / 50	25-RT183630SL	\$456
18 x 42 x 30	6.6 / 55	25-RT184230SL	\$466
18 x 48 x 30	7.0 / 59	25-RT184830SL	\$474
24 x 36 x 30			
24 x 42 x 30			
24 x 48 x 30			
24 x 36 x 30	6.1 / 61	25-RT243630SL	\$482
24 x 42 x 30	8.6 / 65	25-RT244230SL	\$492
24 x 48 x 30	9.2 / 71	25-RT244830SL	\$504
30 x 36 x 30			
30 x 42 x 30			
30 x 48 x 30			
30 x 36 x 30	10 / 68	25-RT303630SL	\$522
30 x 42 x 30	10.6 / 74	25-RT304230SL	\$537
30 x 48 x 30	11.3 / 80	25-RT304830SL	\$565
36 x 42 x 30			
36 x 48 x 30			
36 x 42 x 30	13.7 / 97	25-RT364230SL	\$585
36 x 48 x 30	14.3 / 104	25-RT364830SL	\$607

**To order, specify:**

1. Model number
2. Optional-Adjustable Ht. legs (-H) or Castors (-C)
3. Finish color for legs and laminate color for work surface and accent.

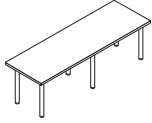
4. Optional - Select visual display options
5. Optional - Select essential accessory options.

**Visual Display Options available (excludes Nesting Tables):**

- The Trolley™ E-Class or H-Class
- Surface Mount Flat Panel Display

**Tables**

**Rectangle tables**



D x W x H (in.)	ft <sup>3</sup> / lbs	Model	List Price
<b>Straight Legs</b>			
Six legs. Tables 72", 84" and 96" wide can accommodate 2 visual display options; Tables 18" deep available with Trolley visual display option only.			
18 x 60 x 30	10 / 86	25-RT186030SL	\$517
18 x 72 x 30	10.9 / 93	25-RT187230SL	\$556
18 x 84 x 30	11.7 / 101	25-RT188430SL	\$711
18 x 96 x 30	12.6 / 107	25-RT189630SL	\$852
24 x 60 x 30	12.6 / 102	25-RT246030SL	\$549
24 x 72 x 30	14.1 / 111	25-RT247230SL	\$666
24 x 84 x 30	15.2 / 120	25-RT248430SL	\$786
24 x 96 x 30	16.3 / 130	25-RT249630SL	\$962
30 x 60 x 30	16 / 114	25-RT306030SL	\$624
30 x 72 x 30	17.4 / 126	25-RT307230SL	\$680
30 x 84 x 30	18.7 / 138	25-RT308430SL	\$909
30 x 96 x 30	20 / 150	25-RT309630SL	\$1,064
36 x 60 x 30	20.4 / 136	25-RT366030SL	\$683
36 x 72 x 30	21.7 / 151	25-RT367230SL	\$776
36 x 84 x 30	23.3 / 165	25-RT368430SL	\$975
36 x 96 x 30	24.9 / 181	25-RT369630SL	\$1,130

**Trapezoid tables**



(-C, 2 pair)



(-C, 2 pair)



D x W <sup>1</sup> x W <sup>2</sup>	ft <sup>3</sup> / lbs	Model	List Price
<b>Arch Legs</b>			
<b>Two leg bases</b>			
24 x 24 x 48	9.2 / 71	25-ZT244830AL	\$672
24 x 48 x 72	11.3 / 91	25-ZT247230AL	\$975
30 x 30 x 60	12.6 / 93	25-ZT306030AL	\$982
36 x 36 x 72	13.4 / 131	25-ZT367230AL	\$1,184

D x W <sup>1</sup> x W <sup>2</sup>	ft <sup>3</sup> / lbs	Model	List Price
<b>T Legs</b>			
<b>Two leg bases</b>			
24 x 24 x 48	9.2 / 71	25-ZT244830TL	\$533
24 x 48 x 72	11.3 / 91	25-ZT247230TL	\$636
30 x 30 x 60	12.6 / 93	25-ZT306030TL	\$661
36 x 36 x 72	13.4 / 131	25-ZT367230TL	\$797

D x W <sup>1</sup> x W <sup>2</sup>	ft <sup>3</sup> / lbs	Model	List Price
<b>Straight Legs</b>			
<b>Four legs</b>			
24 x 24 x 48	9.2 / 71	25-ZT244830SL	\$533
24 x 48 x 72	11.3 / 91	25-ZT247230SL	\$636
30 x 30 x 60	12.6 / 93	25-ZT306030SL	\$661
36 x 36 x 72	13.4 / 131	25-ZT367230SL	\$797

**Half round tables**



(-C, 2 pair)



(-C, 2 pair)

D x W <sup>1</sup> x W <sup>2</sup>	ft <sup>3</sup> / lbs	Model	List Price
<b>Arch Legs</b>			
<b>Two leg bases</b>			
24 x 48 x 30	7.3 / 62	25-HR244830AL	\$796
30 x 60 x 30	10.2 / 82	25-HR306030AL	\$960
36 x 72 x 30	13.3 / 86	25-HR367230AL	\$1,185

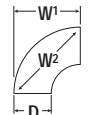
D x W <sup>1</sup> x W <sup>2</sup>	ft <sup>3</sup> / lbs	Model	List Price
<b>T Legs</b>			
<b>Two leg bases</b>			
24 x 48 x 30	7.3 / 62	25-HR244830TL	\$561
30 x 60 x 30	10.2 / 82	25-HR306030TL	\$707
36 x 72 x 30	13.3 / 86	25-HR367230TL	\$903

**Half round tables**



D x W x H (in.)	ft <sup>3</sup> / lbs	Model	List Price
<b>Straight Legs</b>			
<b>Four Legs</b>			
24 x 48 x 30	7.3 / 62	25-HR244830SL	\$561
30 x 60 x 30	10.2 / 82	25-HR306030SL	\$707
36 x 72 x 30	13.3 / 86	25-HR367230SL	\$903

**Arc tables**



(-C, 2 pair)

D x W <sup>1</sup> x W <sup>2</sup>	ft <sup>3</sup> / lbs	Model	List Price
<b>Arc Legs</b>			
<b>(D x W<sup>1</sup> x W<sup>2</sup>)</b>			
<b>Two leg bases</b>			
18 x 36 x 56	7.8 / 64	25-AT183630AL	\$874
18 x 48 x 75	10.2 / 69	25-AT184830AL	\$968
18 x 60 x 94	13.3 / 74	25-AT186030AL	\$1,067
24 x 36 x 56	8.7 / 75	25-AT243630AL	\$906
24 x 48 x 75	11.4 / 80	25-AT244830AL	\$1,016
24 x 60 x 94	14.5 / 89	25-AT246030AL	\$1,236
30 x 42 x 66	10.4 / 85	25-AT304230AL	\$968
30 x 48 x 75	13.6 / 92	25-AT304830AL	\$1,054
30 x 60 x 94	16.7 / 102	25-AT306030AL	\$1,405
36 x 60 x 94	21.7 / 109	25-AT366030AL	\$1,409

D x W <sup>1</sup> x W <sup>2</sup>	ft <sup>3</sup> / lbs	Model	List Price
<b>Three leg bases</b>			
36 x 72 x 113	28 / 117	25-AT367230AL	\$1,674

D x W <sup>1</sup> x W <sup>2</sup>	ft <sup>3</sup> / lbs	Model	List Price
<b>T Legs</b>			
<b>(D x W<sup>1</sup> x W<sup>2</sup>)</b>			
<b>Two leg bases</b>			
18 x 36 x 56	7.8 / 64	25-AT183630TL	\$685
18 x 48 x 75	10.2 / 69	25-AT184830TL	\$782
18 x 60 x 94	13.3 / 74	25-AT186030TL	\$877

D x W <sup>1</sup> x W <sup>2</sup>	ft <sup>3</sup> / lbs	Model	List Price
24 x 36 x 56	8.7 / 75	25-AT243630TL	\$692
24 x 48 x 75	11.4 / 80	25-AT244830TL	\$806
24 x 60 x 94	14.5 / 89	25-AT246030TL	\$1,024
30 x 42 x 66	10.4 / 85	25-AT304230TL	\$691
30 x 48 x 75	13.6 / 92	25-AT304830TL	\$816
30 x 60 x 94	16.7 / 102	25-AT306030TL	\$1,150
36 x 60 x 94	21.7 / 109	25-AT366030TL	\$1,180

D x W <sup>1</sup> x W <sup>2</sup>	ft <sup>3</sup> / lbs	Model	List Price
<b>Three leg bases</b>			
36 x 72 x 113	28 / 117	25-AT367230TL	\$1,344

D x W <sup>1</sup> x W <sup>2</sup>	ft <sup>3</sup> / lbs	Model	List Price
<b>Straight Legs</b>			
<b>(D x W<sup>1</sup> x W<sup>2</sup>)</b>			
<b>Four Legs</b>			
18 x 36 x 56	7.8 / 64	25-AT183630SL	\$685
18 x 48 x 75	10.2 / 69	25-AT184830SL	\$782
18 x 60 x 94	13.3 / 74	25-AT186030SL	\$877

D x W <sup>1</sup> x W <sup>2</sup>	ft <sup>3</sup> / lbs	Model	List Price
24 x 36 x 56	8.7 / 75	25-AT243630SL	\$692
24 x 48 x 75	11.4 / 80	25-AT244830SL	\$806
24 x 60 x 94	14.5 / 89	25-AT246030SL	\$1,024
30 x 42 x 66	10.4 / 85	25-AT304230SL	\$691
30 x 48 x 75	13.6 / 92	25-AT304830SL	\$816
30 x 60 x 94	16.7 / 102	25-AT306030SL	\$1,150

D x W <sup>1</sup> x W <sup>2</sup>	ft <sup>3</sup> / lbs	Model	List Price
36 x 60 x 94	21.7 / 109	25-AT366030SL	\$1,180

D x W <sup>1</sup> x W <sup>2</sup>	ft <sup>3</sup> / lbs	Model	List Price
<b>Six Legs</b>			
36 x 72 x 113	28 / 117	25-AT367230SL	\$1,344

## How To Order

### Tables

#### 1. Select model number and choose leg style

Ex: 25-RT247230AL

#### 2. Optional - Add castors or height-adjustable legs

For castors, add **-C** to end of model number and add \$40 list, per pair.

Ex: 25-RT247230AL-C

For height-adjustable legs, add **-H** to end of model number, and add \$115 list, per leg.

Ex: 25-RT247230AL-H

#### 3. Select finish color for legs and laminate color for work surface and accent (see page 144)

Accent color applies to top edge banding.

To specify no accent color, use "XXX" for accent color code.

Ex: PBL 044 044  
base work accent  
surface XXX-No accent color

#### 4. Optional - Select visual display options (see page 126)

Ex: TH0721NK (The Trolley H-Class with Nova keyboard drawer)

#### 5. Optional - Select essential options (see page 34)

Ex: 11205DP (Standard data port)

#### 6. Optional-Upgrade to high pressure laminate table tops

Ex: Z **-Add 15% to list price for this option.**

## Tables

### Radius rectangle tables



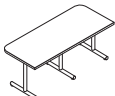
(-C, 2 pair)



(-C, 3 pair)



(-C, 2 pair)



(-C, 3 pair)

D x W x H (in.)	ft <sup>3</sup> / lbs	Model	List Price
<b>Arch Legs</b>			
Two leg bases. Can accommodate 1 visual display option.			
24 x 48 x 30	9.2 / 71	25-RD244830AL	\$701
30 x 48 x 30	11.3 / 80	25-RD304830AL	\$735
36 x 48 x 30	14.3 / 104	25-RD364830AL	\$782

<b>Three leg bases. Tables 72", 84" and 96" wide can accommodate 2 visual display options.</b>			
24 x 60 x 30	12.6 / 102	25-RD246030AL	\$831
24 x 72 x 30	14.1 / 111	25-RD247230AL	\$906
24 x 84 x 30	15.2 / 120	25-RD248430AL	\$1,088
24 x 96 x 30	16.3 / 130	25-RD249630AL	\$1,357

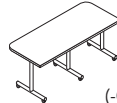
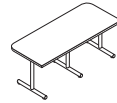
30 x 60 x 30	16 / 114	25-RD306030AL	\$898
30 x 72 x 30	17.4 / 126	25-RD307230AL	\$958
30 x 84 x 30	18.7 / 138	25-RD308430AL	\$1,233
30 x 96 x 30	20 / 150	25-RD309630AL	\$1,506

36 x 60 x 30	20.4 / 136	25-RD366030AL	\$949
36 x 72 x 30	21.7 / 151	25-RD367230AL	\$1,076
36 x 84 x 30	23.3 / 165	25-RD368430AL	\$1,312
36 x 96 x 30	24.9 / 181	25-RD369630AL	\$1,569

<b>T Legs</b>			
Two leg bases. Can accommodate 1 visual display option.			
24 x 48 x 30	9.2 / 71	25-RD244830TL	\$544
30 x 48 x 30	11.3 / 80	25-RD304830TL	\$611
36 x 48 x 30	14.3 / 104	25-RD364830TL	\$656

<b>Three leg bases. Tables 72", 84" and 96" wide can accommodate 2 visual display options.</b>			
24 x 60 x 30	12.6 / 102	25-RD246030TL	\$581
24 x 72 x 30	14.1 / 111	25-RD247230TL	\$685
24 x 84 x 30	15.2 / 120	25-RD248430TL	\$849
24 x 96 x 30	16.3 / 130	25-RD249630TL	\$1,039

D x W x H (in.)	ft <sup>3</sup> / lbs	Model	List Price
30 x 60 x 30	16 / 114	25-RD306030TL	\$651
30 x 72 x 30	17.4 / 126	25-RD307230TL	\$711
30 x 84 x 30	18.7 / 138	25-RD308430TL	\$981
30 x 96 x 30	20 / 150	25-RD309630TL	\$1,164



(-C, 3 pair)

36 x 60 x 30	20.4 / 136	25-RD366030TL	\$711
36 x 72 x 30	21.7 / 151	25-RD367230TL	\$812
36 x 84 x 30	23.3 / 165	25-RD368430TL	\$1,046
36 x 96 x 30	24.9 / 181	25-RD369630TL	\$1,217

### Straight Legs

Four legs. Can accommodate 1 visual display option.

24 x 48 x 30	9.2 / 71	25-RD244830SL	\$544
30 x 48 x 30	11.3 / 80	25-RD304830SL	\$611
36 x 48 x 30	14.3 / 104	25-RD364830SL	\$656

Six legs. Tables 72", 84" and 96" wide can accommodate 2 visual display options.

24 x 60 x 30	12.6 / 102	25-RD246030SL	\$581
24 x 72 x 30	14.1 / 111	25-RD247230SL	\$685
24 x 84 x 30	15.2 / 120	25-RD248430SL	\$849
24 x 96 x 30	16.3 / 130	25-RD249630SL	\$1,036

30 x 60 x 30	16 / 114	25-RD306030SL	\$651
30 x 72 x 30	17.4 / 126	25-RD307230SL	\$711
30 x 84 x 30	18.7 / 138	25-RD308430SL	\$981
30 x 96 x 30	20 / 150	25-RD309630SL	\$1,164

36 x 60 x 30	20.4 / 136	25-RD366030SL	\$711
36 x 72 x 30	21.7 / 151	25-RD367230SL	\$812
36 x 84 x 30	23.3 / 165	25-RD368430SL	\$1,046
36 x 96 x 30	24.9 / 181	25-RD369630SL	\$1,217

### User side concave tables



(-C, 2 pair)



(-C, 2 pair)

### Arch Legs

Two leg bases

30 x 48 x 30	11.3 / 80	25-CV304830AL	\$749
--------------	-----------	---------------	-------

Three leg bases

30 x 60 x 30	16 / 114	25-CV306030AL	\$915
30 x 72 x 30	17.4 / 126	25-CV307230AL	\$975

### T Legs

Two leg bases

30 x 48 x 30	11.3 / 80	25-CV304830TL	\$622
--------------	-----------	---------------	-------

Three leg bases

30 x 60 x 30	16 / 114	25-CV306030TL	\$663
30 x 72 x 30	17.4 / 126	25-CV307230TL	\$725

### Straight Legs

Four legs

30 x 48 x 30	11.3 / 80	25-CV304830SL	\$622
--------------	-----------	---------------	-------

Six Legs

30 x 60 x 30	16 / 114	25-CV306030SL	\$663
30 x 72 x 30	17.4 / 126	25-CV307230SL	\$725

**To order, specify:**











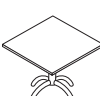
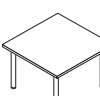
1. Model number
2. Optional-Adjustable Ht. legs (-H) or Castors (-C)
3. Finish color for legs and laminate color for work surface and accent.










4. Optional - Select visual display options
5. Optional - Select essential accessory options.

**Visual Display Options available (excludes Nesting Tables):**

- The Trolley™ E-Class or H-Class
- Surface Mount Flat Panel Display

## Tables

	D x W x H (in.)	ft <sup>3</sup> / lbs	Model	List Price
<b>Bow front tables</b>				
	<b>Arch Legs</b>			
	<b>Two leg bases</b>			
	30 x 48 x 30	11.3 / 80	25-BF304830AL	\$749
	<b>Three leg bases</b>			
	30 x 60 x 30	16 / 114	25-BF306030AL	\$915
	30 x 72 x 30	17.4 / 126	25-BF307230AL	\$975
(-C, 2 pair)				
	<b>T Legs</b>			
	<b>Two leg bases</b>			
	30 x 48 x 30	11.3 / 80	25-BF304830TL	\$622
	<b>Three leg bases</b>			
	30 x 60 x 30	16 / 114	25-BF306030TL	\$663
	30 x 72 x 30	17.4 / 126	25-BF307230TL	\$725
(-C, 2 pair)				
	<b>Straight Legs</b>			
	<b>Four legs</b>			
	30 x 48 x 30	11.3 / 80	25-BF304830SL	\$622
	<b>Six legs</b>			
	30 x 60 x 30	16 / 114	25-BF306030SL	\$663
	30 x 72 x 30	17.4 / 126	25-BF307230SL	\$725
<b>Round tables</b>				
Height-adjustable leg not available.				
	<b>Straight X-leg</b>			
	30 x 30 x 30	21 / 46	25-FR303030XS	\$449
	36 x 36 x 30	22 / 67	25-FR363630XS	\$517
	42 x 42 x 30	22.5 / 85	25-FR424230XS	\$699
48 x 48 x 30	23 / 102	25-FR484830XS	\$777	
	<b>Arched X-leg</b>			
	30 x 30 x 30	21 / 46	25-FR303030XA	\$576
	36 x 36 x 30	22 / 67	25-FR363630XA	\$633
	42 x 42 x 30	22.5 / 85	25-FR424230XA	\$822
48 x 48 x 30	23 / 102	25-FR484830XA	\$852	
	<b>Straight leg</b>			
	30 x 30 x 30	21 / 46	25-FR303030SL	\$576
	36 x 36 x 30	22 / 67	25-FR363630SL	\$633
	42 x 42 x 30	22.5 / 85	25-FR424230SL	\$822
48 x 48 x 30	23 / 102	25-FR484830SL	\$852	
<b>Square tables</b>				
Height-adjustable leg not available.				
	<b>Straight X-leg</b>			
	30 x 30 x 30	21 / 46	25-SQ303030XS	\$433
	36 x 36 x 30	22 / 67	25-SQ363630XS	\$509
	42 x 42 x 30	22.5 / 85	25-SQ424230XS	\$685
48 x 48 x 30	23 / 102	25-SQ484830XS	\$733	
	<b>Arched X-leg</b>			
	30 x 30 x 30	21 / 46	25-SQ303030XA	\$562
	36 x 36 x 30	22 / 67	25-SQ363630XA	\$615
	42 x 42 x 30	22.5 / 85	25-SQ424230XA	\$771
48 x 48 x 30	23 / 102	25-SQ484830XA	\$810	
	<b>Straight leg</b>			
	30 x 30 x 30	21 / 46	25-SQ303030SL	\$562
	36 x 36 x 30	22 / 67	25-SQ363630SL	\$615
	42 x 42 x 30	22.5 / 85	25-SQ424230SL	\$771
48 x 48 x 30	23 / 102	25-SQ484830SL	\$810	

	D x W x H (in.)	ft <sup>3</sup> / lbs	Model	List Price
<b>Quarter round tables</b>				
Height-adjustable leg not available.				
	<b>Straight X-leg</b>			
	24 x 24 x 30	19.5 / 32	25-QR242430XS	\$485
	30 x 30 x 30	20.3 / 47	25-QR303030XS	\$572
36 x 36 x 30	21 / 62	25-QR363630XS	\$636	
	<b>Arched X-leg</b>			
	24 x 24 x 30	19.5 / 32	25-QR242430XA	\$649
	30 x 30 x 30	20.3 / 47	25-QR303030XA	\$709
36 x 36 x 30	21 / 62	25-QR363630XA	\$779	
	<b>Straight leg</b>			
	24 x 24 x 30	19.5 / 32	25-QR242430SL	\$649
	30 x 30 x 30	20.3 / 47	25-QR303030SL	\$709
36 x 36 x 30	21 / 62	25-QR363630SL	\$779	
<b>T-leg for stability only. Designed to attach to other units on both sides.</b>				
30 x 30 x 30	5.3 / 44	25-QR303030TL	\$571	
36 x 36 x 30	6 / 59	25-QR363630TL	\$636	
<b>Teardrop tables</b>				
Height-adjustable leg not available.				
	<b>Straight X-leg</b>			
	42 x 42 x 30	22.5 / 85	25-TD424230XS	\$848
54 x 54 x 30	23.5 / 112	25-TD545430XS	\$1,222	
	<b>Arched X-leg</b>			
	42 x 42 x 30	22.5 / 85	25-TD424230XA	\$923
54 x 54 x 30	23.5 / 112	25-TD545430XA	\$1,256	
	<b>Straight leg</b>			
	42 x 42 x 30	22.5 / 85	25-TD424230SL	\$923
54 x 54 x 30	23.5 / 112	25-TD545430SL	\$1,256	
<b>Blunt round tables</b>				
Height-adjustable leg not available.				
	<b>Straight X-leg</b>			
	31 x 36 x 30	21 / 60	25-BR313630XS	\$622
35 x 42 x 30	23 / 78	25-BR354230XS	\$798	
	<b>Arched X-leg</b>			
	31 x 36 x 30	21 / 60	25-BR313630XA	\$741
35 x 42 x 30	23 / 78	25-BR354230XA	\$888	
	<b>Straight leg</b>			
	31 x 36 x 30	21 / 60	25-BR313630SL	\$741
35 x 42 x 30	23 / 78	25-BR354230SL	\$888	

## How To Order

### Tables

**1. Select model number and choose leg style**

Ex: 25-RT247230AL

**2. Optional - Add castors or height-adjustable legs**

For castors, add **-C** to end of model number and add \$40 list, per pair.

Ex: 25-RT247230AL-C

For height-adjustable legs, add **-H** to end of model number, and add \$115 list, per leg.

Ex: 25-RT247230AL-H

**3. Select finish color for legs and laminate color for work surface and accent (see page 144)**

Accent color applies to top edge banding.

To specify no accent color, use "XXX" for accent color code.

Ex: PBL 044 044  
base work accent  
surface XXX-No accent color

**4. Optional - Select visual display options (see page 126)**

Ex: TH0721NK (The Trolley H-Class with Nova keyboard drawer)

**5. Optional - Select essential options (see page 34)**

Ex: 11205DP (Standard data port)

**6. Optional-Upgrade to high pressure laminate table tops**

Ex: Z -Add 15% to list price for this option.

## Tables

D x W x H (in.)	ft <sup>3</sup> / lbs	Model	List Price
-----------------	-----------------------	-------	------------

**Rounded square tables**



Height-adjustable leg not available.

**Straight X-leg**

30 x 30 x 30	20.3 / 47	25-RS303030XS	\$509
36 x 36 x 30	21 / 62	25-RS363630XS	\$603



**Arched X-leg**

30 x 30 x 30	20.3 / 47	25-RS303030XA	\$643
36 x 36 x 30	21 / 62	25-RS363630XA	\$733

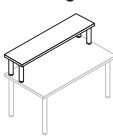


**Straight leg**

30 x 30 x 30	20.3 / 47	25-RS303030SL	\$643
36 x 36 x 30	21 / 62	25-RS363630SL	\$733

## Transaction Tops

**Transaction Tops for Rectangle Tables**



**Straight legs.**

12 x 36 x 11	3 / 13	25-TA123611RT	\$240
12 x 42 x 11	3 / 14	25-TA124211RT	\$245
12 x 48 x 11	3.5 / 15	25-TA124811RT	\$250
12 x 60 x 11	4 / 18	25-TA126011RT	\$263
12 x 66 x 11	4.5 / 20	25-TA126611RT	\$272
12 x 72 x 11	5 / 25	25-TA127211RT	\$281

**Transaction Tops for Radius Rectangle Tables**



**Straight legs.**

12 x 36 x 11	3 / 13	25-TA123611RD	\$261
12 x 42 x 11	3 / 14	25-TA124211RD	\$268
12 x 48 x 11	3.5 / 15	25-TA124811RD	\$273
12 x 60 x 11	4 / 18	25-TA126011RD	\$286
12 x 66 x 11	4.5 / 20	25-TA126611RD	\$298
12 x 72 x 11	5 / 25	25-TA127211RD	\$307

**Transaction Tops For Bow Front Tables**



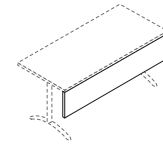
D x W x H (in.)	ft <sup>3</sup> / lbs	Model	List Price
-----------------	-----------------------	-------	------------

**Straight legs.**

12 x 36 x 11	3 / 14	25-TA123611BF	\$261
12 x 42 x 11	3 / 15	25-TA124211BF	\$268
12 x 48 x 11	3.5 / 16	25-TA124811BF	\$273
12 x 60 x 11	4 / 19	25-TA126011BF	\$286
12 x 66 x 11	4.5 / 21	25-TA126611BF	\$298
12 x 72 x 11	5 / 26	25-TA127211BF	\$307

## Modesty Panels

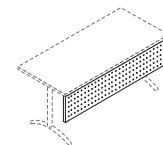
**Laminate modesty panels**



**Specify as a base color.**

01 x 36 x 12	2.3 / 9	25-SM013612	\$129
01 x 42 x 12	2.6 / 10	25-SM014212	\$136
01 x 48 x 12	3.1 / 12	25-SM014812	\$144
01 x 60 x 12	3.8 / 15	25-SM016012	\$147
01 x 72 x 12	4.6 / 18	25-SM017212	\$173
01 x 84 x 12	5.3 / 21	25-SM018412	\$212
01 x 96 x 12	6.1 / 24	25-SM019612	\$217
01 x 36 x 21	3 / 9	25-SM013621	\$151
01 x 42 x 21	2.6 / 10	25-SM014221	\$154
01 x 48 x 21	4 / 12	25-SM014821	\$161
01 x 60 x 21	5 / 15	25-SM016021	\$165
01 x 72 x 21	6 / 18	25-SM017221	\$194
01 x 84 x 21	7 / 21	25-SM018421	\$237
01 x 96 x 21	8 / 24	25-SM019621	\$243

**Perforated metal modesty panels**



01 x 36 x 12	2.3 / 9	25-PM013612	\$256
01 x 42 x 12	2.6 / 10	25-PM014212	\$276
01 x 48 x 12	3.1 / 12	25-PM014812	\$302
01 x 60 x 12	3.8 / 15	25-PM016012	\$336
01 x 72 x 12	4.6 / 18	25-PM017212	\$373
01 x 36 x 21	3 / 9	25-PM013621	\$301
01 x 42 x 21	2.6 / 10	25-PM014221	\$313
01 x 48 x 21	4 / 12	25-PM014821	\$336
01 x 60 x 21	5 / 15	25-PM016021	\$384
01 x 72 x 21	6 / 18	25-PM017221	\$418

## Options/Accessories

**18° bridge**



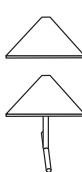
18 x 18 x 1 1/8	.9 / 4	25-WG18180118	\$162
24 x 24 x 1 1/8	1.5 / 10	25-WG24240118	\$175
30 x 30 x 1 1/8	2.3 / 25	25-WG30300118	\$181
36 x 36 x 1 1/8	3 / 32	25-WG36360118	\$192

**30° bridge**



18 x 18 x 1 1/8	0.9 / 4	25-WG18180130	\$162
24 x 24 x 1 1/8	1.5 / 10	25-WG24240130	\$175
30 x 30 x 1 1/8	2.3 / 25	25-WG30300130	\$181
36 x 36 x 1 1/8	3 / 32	25-WG36360130	\$192

**45° bridge**



18 x 18 x 1 1/8	.9 / 4	25-WG18180145	\$162
24 x 24 x 1 1/8	1.5 / 10	25-WG24240145	\$175
30 x 30 x 1 1/8	2.3 / 25	25-WG30300145	\$181

Leg is for stability only. Designed to attach to other units on both sides.

36 x 36 x 1 1/8	6 / 59	25-WG36360145	\$394
-----------------	--------	---------------	-------

**To order, specify:**

1. Model number
2. Optional - Adjustable Ht. legs (-H) or Castors (-C)
3. Finish color for legs and laminate color for work surface and accent.
4. Optional - Select visual display options
5. Optional - Select essential accessory options.

**Visual Display Options available (excludes Nesting Tables):**

- The Trolley™ E-Class or H-Class
- Surface Mount Flat Panel Display

## Options/Accessories

D x W x H (in.)	ft <sup>3</sup> / lbs	Model	List Price
-----------------	-----------------------	-------	------------

**60° bridge**

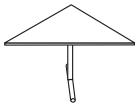
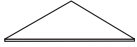


18 x 18 x 1 1/8	0.9 / 4	25-WG18180160	\$162
24 x 24 x 1 1/8	1.5 / 10	25-WG24240160	\$175

**Leg is for stability only. Designed to attach to other units on both sides.**

30 x 30 x 1 1/8	5.3 / 44	25-WG30300160	\$383
36 x 36 x 1 1/8	6 / 59	25-WG36360160	\$394

**90° bridge**

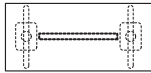


18 x 18 x 1 1/8	0.9 / 4	25-WG18180190	\$162
24 x 24 x 1 1/8	1.5 / 10	25-WG24240190	\$175

**Leg is for stability only. Designed to attach to other units on both sides.**

30 x 30 x 1 1/8	5.3 / 44	25-WG30300190	\$383
36 x 36 x 1 1/8	6 / 59	25-WG36360190	\$394

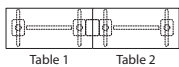
**Stiffener**



**Use to prevent sagging of top. Standard color is black.**

01 x 48 x 02	-- / 1	25-ST014802	\$71
01 x 60 x 02	-- / 1	25-ST016002	\$71
01 x 72 x 02	-- / 2	25-ST017202	\$91
01 x 84 x 02	-- / 3	25-ST018402	\$100
01 x 96 x 02	-- / 4	25-ST019602	\$116

**Quick connector**



**Use when chaining two or more tables.**

**Standard color is black.**

06 x 06	-- / .5	25-QC060600	\$34
---------	---------	-------------	------

Table 1      Table 2

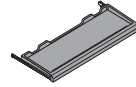
## Factory Installed Keyboard Options Only for 25 Series

(Only ordered when NO Visual Display Options ordered)

**Factory Installed Nova Keyboard**

**Keyboard length to fit casegoods ordered**

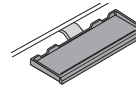
22" - 34" wide	13	NK	\$100
----------------	----	----	-------



**Factory Installed Center Mount Articulating Keyboard Mechanism & Tray**

**Keyboard length to fit casegoods ordered**

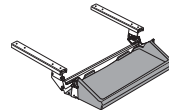
22" - 34" wide	15	CK	\$210
----------------	----	----	-------



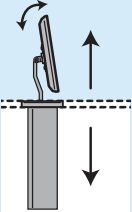
**Factory Installed Dual-Mount Adjustable Keyboard Tray**

**Keyboard length to fit casegoods ordered**

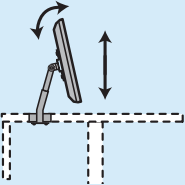
22" - 34" wide	14	AK	\$285
----------------	----	----	-------



## Visual Display Options for 25 Series (excludes Nesting Tables)

The Trolley™	Model	Wt.	List Price
<p>Maximum dimensions for flat panel display:</p> <ul style="list-style-type: none"> <li>• E-Class — 2¾" D x 18½" W x 14" H (70mm D x 470mm W x 356mm H)</li> <li>• H-Class — 2¾" D x 16¼" W x 14" H (70mm D x 413mm W x 356mm H)</li> </ul>  <p>NOTE: Maximum distance from center of wall mount VESA plate to bottom of monitor is 6 ¾" (171mm)</p>	E-Class with Nova Keyboard Drawer Trolley does not come installed in any unit, Nova Keyboard Drawer installed in assembled units only.		
	TE0721NK	39	\$1,160
	E-Class with Center Mount Articulating Keyboard Mechanism and Tray Trolley does not come installed in any unit, Center Mount Keyboard Tray installed in assembled units only.		
	TE0721CK	41	\$1,330
	H-Class with Nova Keyboard Drawer Trolley does not come installed in any unit, Nova Keyboard Drawer installed in assembled units only.		
	TH0721NK	39	\$860
H-Class with Center Mount Articulating Keyboard Mechanism and Tray Trolley does not come installed in any unit, Center Mount Keyboard Tray installed in assembled units only.			
TH0721CK	41	\$1,030	

- Optional keyboard choices
- E-Class suitable for flat panel displays up to 21" (diagonal)
- H-Class suitable for flat panel displays up to 19" (diagonal)
- One-touch activation
- Low voltage motor to lift & lower monitor
- Keyed lock for added security
- Provides vertical tilt adjustment in "up" position
- Durable metal enclosure under desktop
- Optional wire management system and power strip

Surface Mount	Model	Wt.	List Price
<p>Flat Panel Display</p> <p>Maximum weight for flat panel display: 21 lbs. Dimensions for flat panel display: Up to 24" diagonal wide screen</p> 	With Nova Keyboard Drawer Surface Mount Flat Panel Display does not come installed in any unit, Nova Keyboard Drawer installed in assembled units only.		
	SMA0203NK	13	\$260
	With Center Mount Articulating Keyboard Mechanism and Tray Surface Mount Flat Panel Display does not come installed in any unit, Center Mount Keyboard Tray installed in assembled units only.		
	SMA0203CK	15	\$430

- Available in Learning Solutions series
- Optional keyboard choices
- Suitable for flat panel displays up to 24" diagonal wide screen
- Optional wire management system and power strip

- For details and installation specifications, refer to pages 132-135.
- For CRT applications, please contact Customer Support: 1-800-730-6682